



QUICK REFERENCE GUIDE
For Patients

Introduction

Your ACTIV.A.C.™ Therapy System is equipped with iOn PROGRESS™ Remote Therapy Monitoring. As a result KCI will be able to monitor your ACTIV.A.C.™ Therapy System usage to aid in your recovery. You will not need to do anything as your unit is specially equipped with this capability. You can expect phone calls from a KCI representative to discuss your ACTIV.A.C.™ Therapy System usage.

Your ACTIV.A.C.™ Therapy System has a different power cord than described in the user manual. Use these instructions to connect your ACTIV.A.C.™ Therapy Unit to the provided power supply.

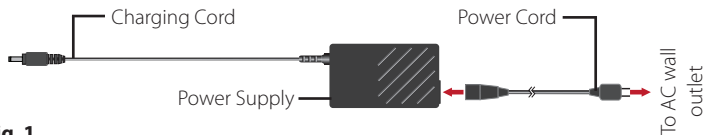


Fig. 1

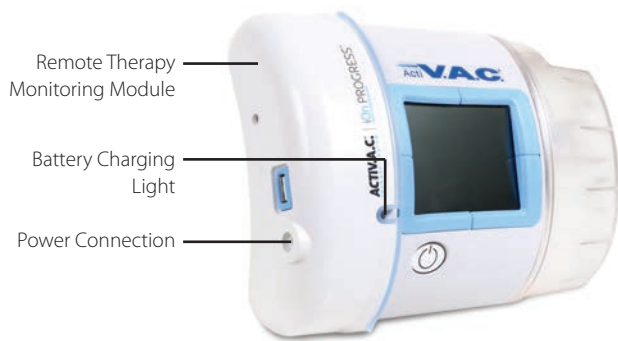


Fig. 2

Charge the Battery

1. Plug the power cord into the power supply (**Fig. 1**).
2. Plug the power cord into an AC wall outlet (**Fig. 1**).
3. Plug the charging cord into therapy unit (**Fig. 2 and 3**).
4. Keep the unit plugged in whenever possible.

 The plug icon appears on the touch screen when the unit is plugged in.

The battery charging light will glow amber while unit is charging (**Fig. 2**). The light will change to green when the unit is fully charged.



Fig. 3



It should take about six hours to fully charge the battery.



The power cord may be a trip hazard. Ensure that all cords are out of areas where people may walk.



Unplug the power cord from the wall outlet to disconnect the unit from main power.


ACTIV.A.C.™ Therapy Unit Carry Case



Keep the therapy unit in the upright position.

Keep the therapy unit in the carrying case when in use.

Keep the touch screen facing up if the therapy unit is laid on a level surface such as a table.



Use the adjustable strap to wear the carrying case over your shoulder. You can also wear the carrying case on your belt.



Make sure the case buckles are securely snapped together (if equipped).

Do not wrap the carrying case strap, power cord or dressing tubing around neck.

To discontinue this rental product please call KCI at 1-800-275-4525. Failure to contact KCI for product pick-up may result in additional daily charges.

This device may be worn on the hip using the carrying case, or kept 20 cm or greater away from the body.

Explanation of Symbols Used



Non-ionizing Electromagnetic Radiation

FCC ID: 2AHDZ-ACTIVAC-RTM

Manufactured For:

KCI USA, Inc.
12930 IH 10 West
San Antonio, TX 78249 USA
1-800-275-4524
www.acelity.com

All trademarks designated herein are property of KCI Licensing, Inc., its affiliates, and/or licensors. Copyright 2018 KCI Licensing, Inc. All rights reserved.

416842 Rev B 11/2018