



V.A.C. DERMATACTM DRAPE

DRESSING APPLICATION INSTRUCTIONS FOR USE

V.A.C. DERMATACTM DRAPE IS INTENDED FOR USE ONLY WITH V.A.C.® GRANUFOAMTM, V.A.C. WHITEFOAMTM, V.A.C. VERAFLORTM, V.A.C. VERAFLOR CLEANSETM, V.A.C. VERAFLOR CLEANSE CHOICETM DRESSINGS AND KCI NPWT SYSTEMS.

V.A.C. DERMATAC™ DRAPE INSTRUCTIONS FOR USE

V.A.C. DERMATAC™ Drapes are provided sterile and are for single use only. Re-use of disposable components may result in wound contamination, infection and/or failure of the wound to heal.

The decision to use clean versus sterile/aseptic technique is dependent upon wound pathophysiology, physician/clinician preference and institutional protocol.

To help ensure safe and effective use, V.A.C. DERMATAC™ Drapes are to be used only with KCI V.A.C.® Foam Dressings (V.A.C.® GRANUFOAM™, V.A.C. WHITEFOAM™, V.A.C. VERAFO™, V.A.C. VERAFO CLEANSE™ and V.A.C. VERAFO CLEANSE CHOICE™ Dressings) and the V.A.C.® Therapy Units indicated below.

IMPORTANT: As with any prescription medical device, failure to consult a physician and carefully read and follow all V.A.C.® Therapy Unit and V.A.C.® Dressing instructions and safety information prior to each use may lead to improper product performance and the potential for serious or fatal injury. Do not adjust therapy unit settings or perform therapy application without directions from/or supervision by the treating physician.

INDICATIONS FOR USE

The V.A.C. DERMATAC™ Drape is an accessory to the following V.A.C.® Therapy Negative Pressure Wound Therapy Systems:

- ACTIV.A.C.™, V.A.C. SIMPLICITY™, V.A.C.VIA™ and V.A.C. FREEDOM™ Negative Pressure Wound Therapy Systems, which are integrated wound management systems for use in acute, extended and home care settings.
- V.A.C.ULTA™, INFOV.A.C.™ and V.A.C.RX4™ Negative Pressure Wound Therapy Systems, which are integrated wound management systems for use in acute care settings and other professional healthcare environments where product use is conducted by or under the supervision of a healthcare professional.

When used on open wounds, these systems are intended to create an environment that promotes wound healing by secondary or tertiary (delayed primary) closure, reducing edema, promoting granulation tissue formation and perfusion, and by removing exudate and infectious material. Open wound types include: chronic, acute, traumatic, sub-acute and dehisced wounds, partial-thickness burns, ulcers (such as diabetic, pressure or venous insufficiency) flaps and grafts.

When used on closed surgical incisions, they are intended to manage the environment of surgical incisions that continue to drain following sutured or stapled closure by maintaining a closed environment and removing exudates via the application of negative pressure wound therapy.

The V.A.C. DERMATAC™ Drape is also an accessory to V.A.C. VERAFO™ Therapy (Instillation) provided by the V.A.C.ULTA™ Therapy Unit.

V.A.C. VERAFO™ Therapy is indicated for patients who would benefit from vacuum assisted drainage and controlled delivery of topical wound treatment solutions and suspensions over the wound bed.

V.A.C. VERAFO™ Therapy is indicated for patients with chronic, acute, traumatic, sub-acute and dehisced wounds, partial-thickness burns, ulcers (such as diabetic, pressure and venous insufficiency) flaps and grafts.

IMPORTANT INFORMATION FOR USERS

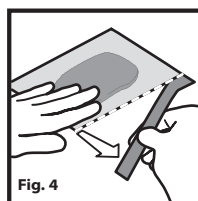
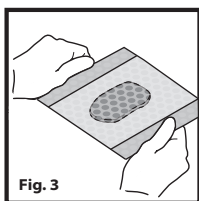
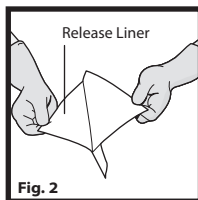
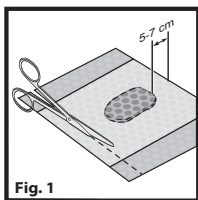
The V.A.C. DERMATAC™ Drape may be used instead of V.A.C.® Drape or the V.A.C.® Advance Drape over V.A.C.® GRANUFOAM™, V.A.C. WHITEFOAM™, V.A.C. VERAFLOR™, V.A.C. VERAFLOR CLEANSE™ and V.A.C. VERAFLOR CLEANSE CHOICE™ Dressings when applying either V.A.C.® or V.A.C. VERAFLOR™ Therapy, as indicated in the Instructions for Use provided in the selected dressing cartons. Refer to these Instructions for Use for important V.A.C.® Therapy safety information and dressing application instructions.

Additional safety and application information specific to the V.A.C. DERMATAC™ Drape is provided below.

WARNINGS

- DO NOT use V.A.C. DERMATAC™ Drape over the open abdomen or with ABTHERA™ Therapy. Use over the open abdomen may result in an inability to maintain a negative pressure seal.
- Acrylic Adhesive and Silicone Layer: The V.A.C. DERMATAC™ Drape has an acrylic adhesive coating and a silicone layer, which may present a risk of an adverse reaction in patients who are allergic or hypersensitive to acrylic adhesives or silicone. If a patient has a known allergy or hypersensitivity to such materials, do not use the V.A.C.® Therapy System. If any signs of allergic reaction or hypersensitivity develop, such as redness, swelling, rash, urticaria or significant pruritus, discontinue use and consult a physician immediately. If bronchospasm or more serious signs of allergic reaction appear, seek immediate medical assistance.

V.A.C. DERMATAC™ DRAPE APPLICATION



NOTE: Patient's skin condition should be carefully monitored. Consider use of a skin preparation product to protect periwound skin.

1. Refer to the labeling provided with the selected V.A.C.® or V.A.C. VERAFLOR™ Dressing for instructions on how to apply the dressing.
2. Apply the V.A.C. DERMATAC™ Drape:

- a. Trim the V.A.C. DERMATAC™ Drape to cover both the dressing and an additional 5-7 cm border of intact periwound tissue (**Fig. 1**).

NOTE: In all DERMATAC™ applications, assure that a 5-7 cm border is applied to the intact periwound tissue.

- b. Remove the release liner to expose adhesive (**Fig. 2**). The drape may be held by the handling bars.
- c. Place the adhesive face down over foam and apply drape to cover foam and intact skin, ensuring drape covers at least a 5-7 cm border of intact periwound tissue (**Fig. 3**).

NOTE: To avoid trauma to the periwound skin, do not pull or stretch the drape over the foam during drape application.

- d. While holding down the edge of the drape, remove the perforated handling bars from the drape and pat down to ensure an occlusive seal (**Fig. 4**).
- e. Smooth any wrinkles or creases in the dressing to prevent leaks.

NOTE: Drape can be peeled back and re-applied during initial placement to address affected part of the dressing.

3. Refer to the labeling provided with the selected V.A.C.® or V.A.C. VERAFLOR™ Dressing for instructions on how to apply the connecting tubing (SENSAT.R.A.C.™ Pad, V.A.C. VERAT.R.A.C.™ Pad or the V.A.C. VERAT.R.A.C. DUO™ Pad).
4. Refer to the labeling provided with the selected V.A.C.® Therapy Unit for instructions on how to apply negative pressure or instillation therapy.

Trademarks designated herein are proprietary to KCI Licensing, Inc.
Copyright 2020 KCI Licensing, Inc. All rights reserved. 421078 A 8/2020

SYMBOLS USED

 **EN** - Method of Sterilization - Ethylene Oxide



EN - Consult Instructions for Use



EN - Date of Manufacture



EN - Lot Number



EN - Keep Dry



EN - Use By



EN - Do Not Resterilize



EN - Catalog Number



EN - Content Information



EN - Single Use Only



EN - Do not use if package is damaged or open

Rx only

EN - CAUTION: Federal (US) law restricts this device to sale/rental by or on the order of a physician

Manufactured For:

KCI USA, Inc.

12930 IH 10 West

San Antonio, TX 78249 USA

1-800-275-4524

www.acelity.com